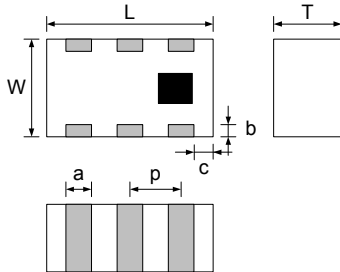


Coupler 耦合器

Application 用途

WLAN, Bluetooth, Home RF, WiMAX, etc.

Dimensions 外观尺寸

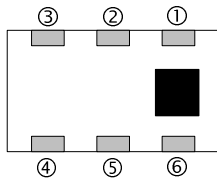


Unit: mm

Size	L	W	T	a	b	c	p
LTC-1608	1.60±0.15	0.8±0.10	0.60±0.10	0.30±0.10	0.30±0.20	0.10±0.10	0.55±0.10
LTC-2012	2.00±0.15	1.25±0.15	0.95±0.10	0.30±0.20	0.25±0.20	0.20±0.20	0.65±0.20

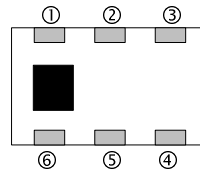
Termination Configuration 脚位图

LTC-1608



- ① IN
- ② GND
- ③ Coupled Out
- ④ Terminate
- ⑤ GND
- ⑥ Main Out

LTC-2012



- ① Terminate
- ② GND
- ③ In
- ④ Out1
- ⑤ GND
- ⑥ Out2

Electrical Specification 电气规格

Part No. 型号	Pass Band 带宽 (MHz)	Insertion Loss 插入损耗	VSWR 电压 驻波比	Coupling in BW 耦合	Isolation in BW 绝缘
LTC-1608-2G4S1-A1	2400~2500	1.65dB max.	1.5 max.	6.5dB ± 1dB	23dB min.
LTC-1608-2G4S1-A2	2400~2500	0.7dB max.	1.8 max.	17dB ± 1dB	23dB min.

Part No. 型号	Pass Band 带宽 (MHz)	Insertion Loss 插入损耗	VSWR 电压 驻波比	Isolation 绝缘	Amplitude Balance 振幅差	Phase Deviation 相位差
LTC-2012-2G4S1-A1	2300~2800	3.3±0.5dB	2.0 max.	18dB min.	1.0dB max.	90°±10°
LTC-2012-3G5S1-A1	3300~3800	3.3±0.5dB	2.0 max.	18dB min.	1.0dB max.	90°±10°
LTC-2012-5G5S1-A1	4900~5900	3.3±0.5dB	2.0 max.	18dB min.	1.0dB max.	90°±10°

© Please contact us for detail information.