

# GMLB B-SERIES

## Ferrite Chip Beads For High Speed Applications

### ◆ Features

- **Minimizes Attenuation**

B-series chip beads can effectively minimize attenuation due to their sharp impedance characteristics.

- **Minimizes Crosstalk**

B-series chip beads effectively minimize crosstalk due to its magnetically shielded structure.

- **Effective EMI Protection**

B-series chip beads have a monolithic inorganic material construction that minimizes the effect of electromagnetic interference.

- **Multiple Size Availability**

B-series chip beads are available in three compact sizes: 060303, 100505, 160808, 201209.

### ◆ APPLICATIONS

B-series chip beads can be used in a variety of electronics including:

- Computers
- Computer Peripherals
- Pagers
- Cellular Equipment
- Wireless Communication Devices
- Digital Televisions
- Digital Cameras
- Audio/Visual Equipment

Typical electrical characteristic curves for the GMLB B-series chip beads. The B-series has a sharp high frequency characteristic that is effective in high-speed applications.

## GMLB B-SERIES

Ferrite Chip Beads For High Speed Applications

### ◆ PRODUCT SPECIFICATIONS

#### 060303 (0201) SIZES

Part Number	Impedance ( $\Omega$ ) at 100 MHz	R <sub>DC</sub> ( $\Omega$ ) Max.	I <sub>DC</sub> (mA) Max.	Operating Temp. Range ( $^{\circ}$ C)
GMLB-060303-0010B-N7	10 $\pm$ 5 $\Omega$	0.25	200	-55 ~ +125
GMLB-060303-0047B-N7	47 $\pm$ 25%	0.70	200	
GMLB-060303-0075B-N7	75 $\pm$ 25%	1.00	200	
GMLB-060303-0120B-N7	120 $\pm$ 25%	1.50	100	

#### 100505 (0402)-SIZES

Part Number	Impedance ( $\Omega$ ) at 100 MHz	R <sub>DC</sub> ( $\Omega$ ) Max.	I <sub>DC</sub> (mA) Max.	Operating Temp. Range ( $^{\circ}$ C)
GMLB-100505-0022B-N7	22 $\pm$ 25%	0.20	300	-55 ~ +125
GMLB-100505-0047B-N7	47 $\pm$ 25%	0.35		
GMLB-100505-0075B-N7	75 $\pm$ 25%	0.40		
GMLB-100505-0120B-N7	120 $\pm$ 25%	0.55		
GMLB-100505-0220B-N7	220 $\pm$ 25%	0.55	200	
GMLB-100505-0300B-N7	300 $\pm$ 25%	1.00	100	

#### 160808 (0603)-SIZES

Part Number	Impedance ( $\Omega$ ) at 100 MHz	R <sub>DC</sub> ( $\Omega$ ) Max.	I <sub>DC</sub> (mA) Max.	Operating Temp. Range ( $^{\circ}$ C)
GMLB-160808-0030B-N7	30 $\pm$ 25%	0.30	250	-55~ +125
GMLB-160808-0070B-N7	70 $\pm$ 25%	0.40	200	
GMLB-160808-0120B-N7	120 $\pm$ 25%			
GMLB-160808-0240B-N7	240 $\pm$ 25%			
GMLB-160808-0300B-N7	300 $\pm$ 25%	0.50	100	
GMLB-160808-0420B-N7	420 $\pm$ 25%			
GMLB-160808-0600B-N7	600 $\pm$ 25%			

## GMLB B-SERIES

Ferrite Chip Beads For High Speed Applications

### 201209 (0805)-SIZES

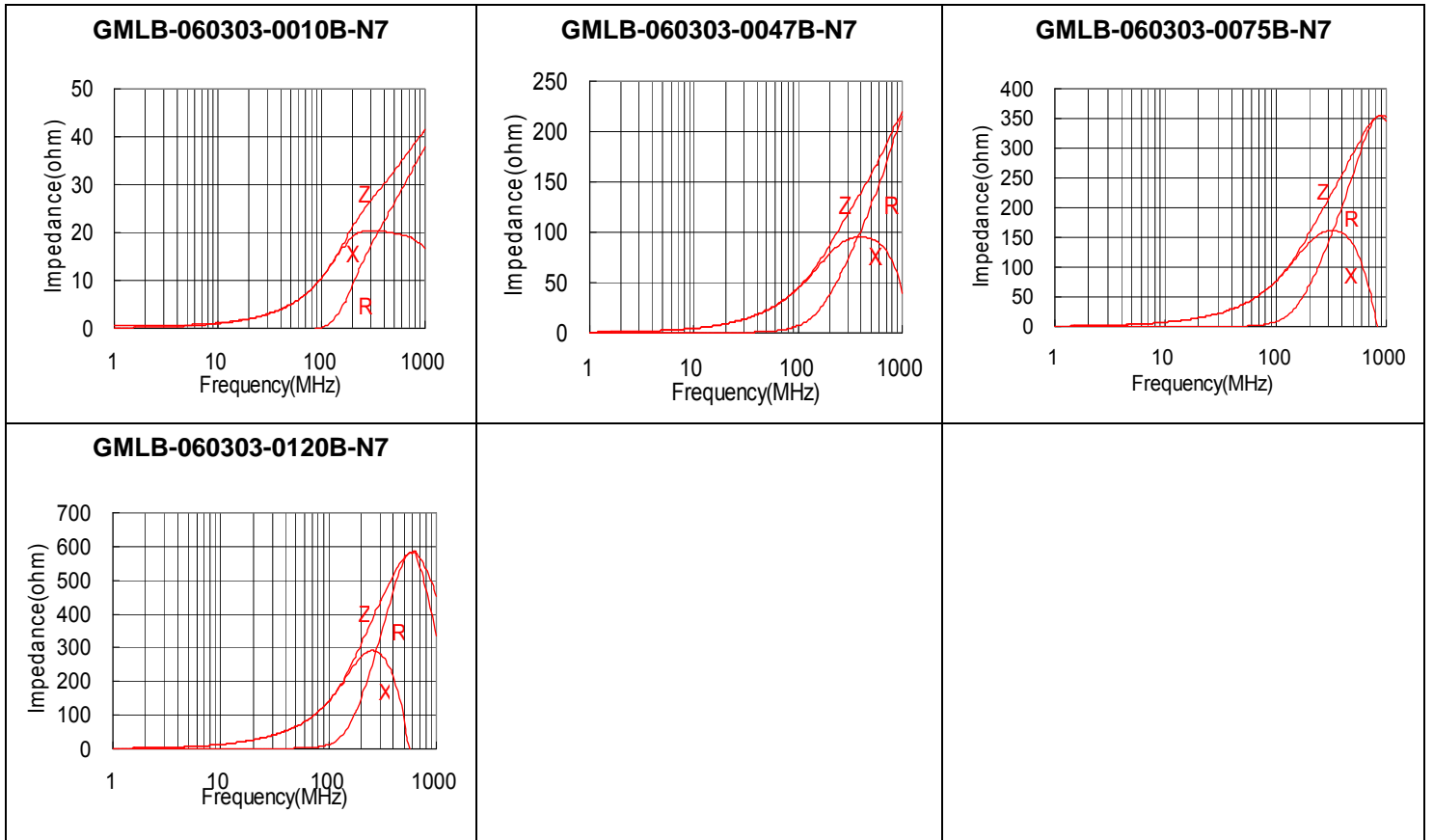
Part Number	Impedance ( $\Omega$ ) at 100 MHz	$R_{DC}$ ( $\Omega$ ) Max.	$I_{DC}$ (mA) Max.	Operating Temp. Range ( $^{\circ}C$ )
GMLB-201209-0007B-N7	7 $\pm$ 25%	0.10	300	-55 +125
GMLB-201209-0030B-N7	30 $\pm$ 25%	0.20		
GMLB-201209-0070B-N7	70 $\pm$ 25%	0.40		
GMLB-201209-0100B-N7	100 $\pm$ 25%			
GMLB-201209-0120B-N7	120 $\pm$ 25%			
GMLB-201209-0200B-N7	200 $\pm$ 25%	0.50	200	
GMLB-201209-0300B-N7	300 $\pm$ 25%			
GMLB-201209-0450B-N7	450 $\pm$ 25%			
GMLB-201209-0600B-N7	600 $\pm$ 25%			
GMLB-201209-0750B-N7	750 $\pm$ 25%			
GMLB-201209-1000B-N7	1000 $\pm$ 25%	0.80		

# GMLB B-SERIES

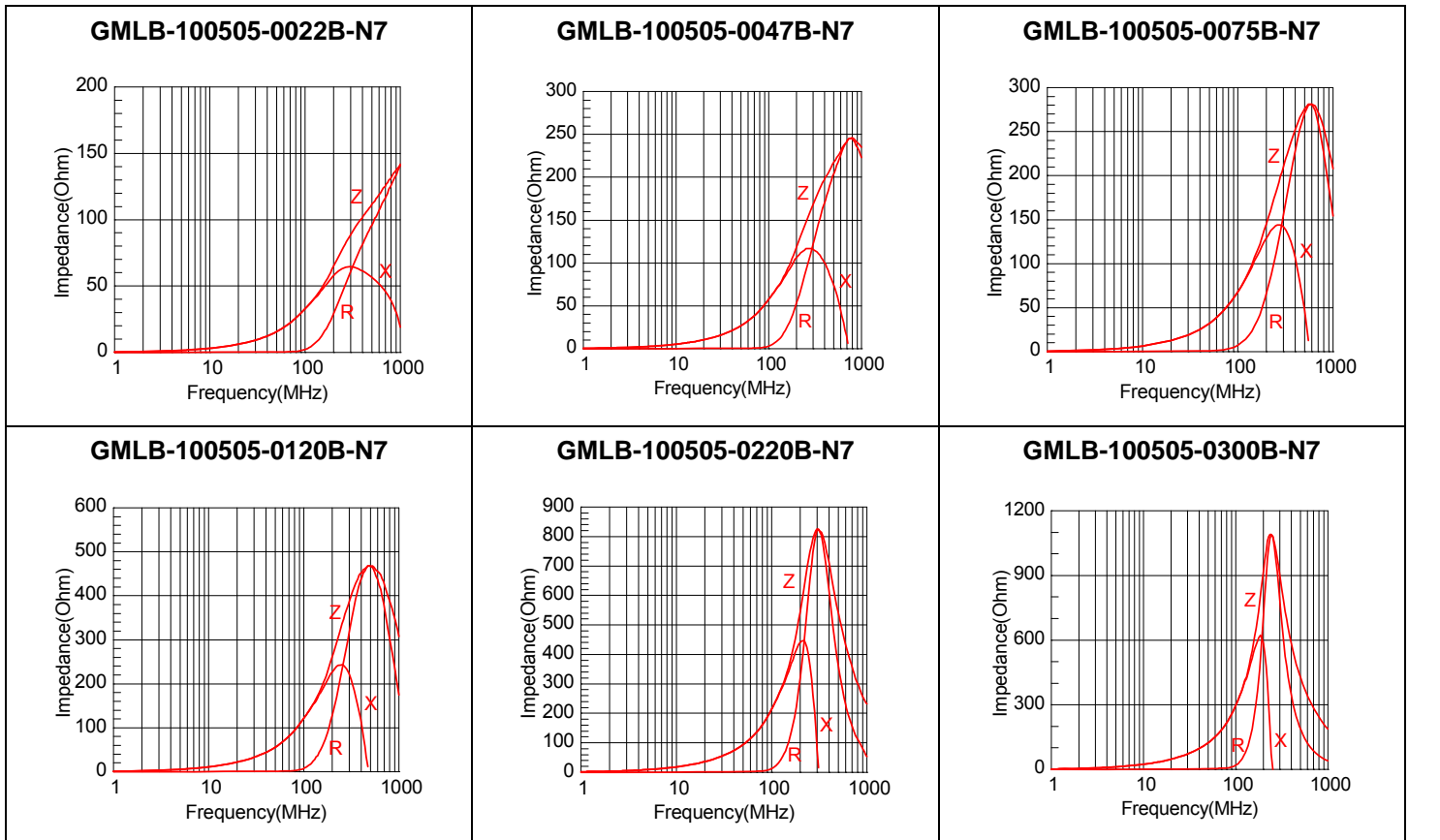
Ferrite Chip Beads For High Speed Applications

## ◆ TYPICAL ELECTRICAL CHARACTERISTIC CURVES

SIZE: 060303



SIZE: 100505

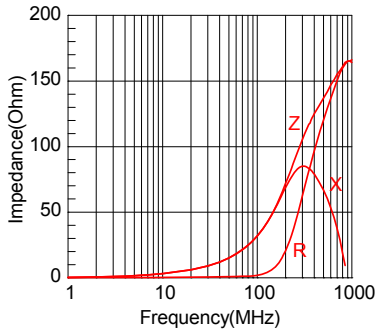


# GMLB B-SERIES

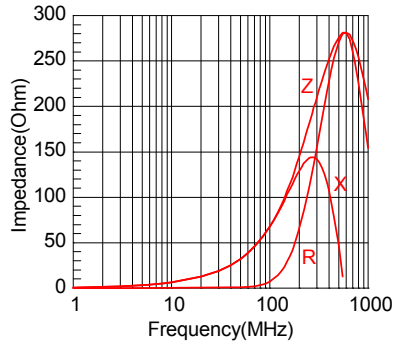
## Ferrite Chip Beads For High Speed Applications

SIZE : 160808

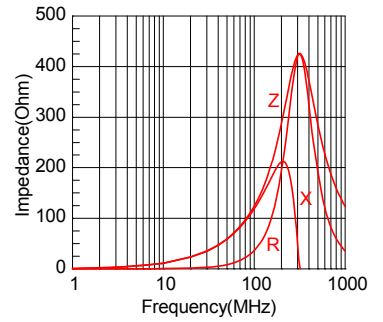
**GMLB-160808-0030B-N7**



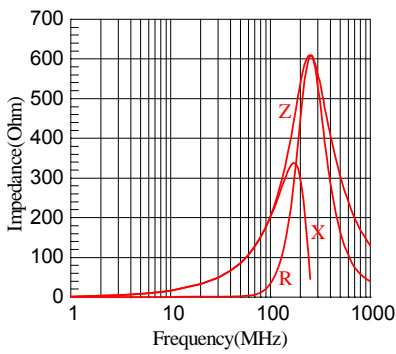
**GMLB-160808-0070B-N7**



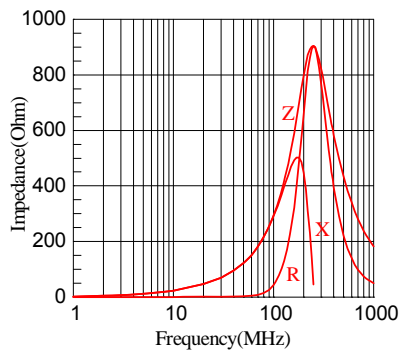
**GMLB-160808-0120B-N7**



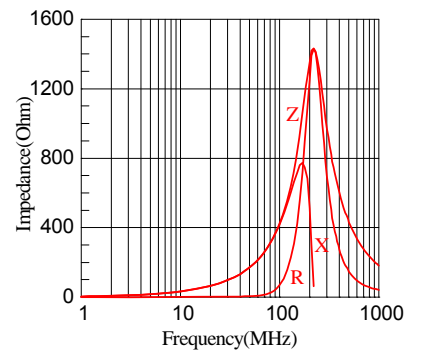
**GMLB-160808-0240B-N7**



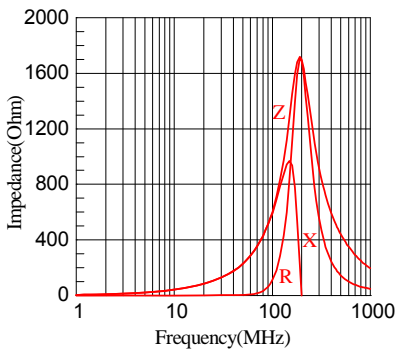
**GMLB-160808-0300B-N7**



**GMLB-160808-0420B-N7**



**GMLB-160808-0600B-N7**



# GMLB B-SERIES

## Ferrite Chip Beads For High Speed Applications

SIZE : 201209

