

GMLB P-SERIES

Ferrite Chip Beads For High Current Applications

◆ FEATURES

- **Effective EMI Protection**

P-Series chip beads have a monolithic inorganic material construction that minimizes the effect of electromagnetic interference.

- **Low DC Resistance**

P-series chip beads have extremely low DC resistance. Low DC resistance characteristics are ideal for noise filtering of power line.

- **High Current Handling**

P-series chip beads are designed for high current handling. P-series chip beads are able to withstand currents to a maximum of 6A DC.

- **Multiple Size Availability**

P-series chip beads are available in five compact sizes: 060303, 100505, 160808, 201209

◆ APPLICATIONS

P-series chip beads can be used in a variety of electronics including:

- CD-ROMs
- Hard Drives
- Modems
- Monitors
- Motherboards
- Printers

Typical electrical characteristic curves for the GMLB P-series chip beads. The P-series has low DC resistance suitable for high current applications.

GMLB P-SERIES

Ferrite Chip Beads For High Current Application

◆ PRODUCT SPECIFICATIONS

060303 (0201) SIZES

Part Number	Impedance (Ω) at 100 MHz	R_{DC} (Ω) Max.	I_{DC} (mA) Max.	Operating Temp. Range ($^{\circ}\text{C}$)
GMLB-060303-0022P-N8	22 \pm 25%	0.065	900	-55 ~ +125
GMLB-060303-0033P-N8	33 \pm 25%	0.070	500	

100505(0402) -SIZES

Part No.	Impedance(Ω) at 100 MHz	R_{DC} (Ω) Max.	Rated Current (mA) Max.	Operating Temp. Range($^{\circ}\text{C}$)
GMLB-100505-0010P-N8	10 \pm 25%	0.05	1000	-55 ~ +125
GMLB-100505-0030P-N8	30 \pm 25%	0.05	1700	
GMLB-100505-0120P-N8	120 \pm 25%	0.095	1500	
GMLB-100505-0220P-N8	220 \pm 25%	0.28	700	

160808 (0603)-SIZES

Part No.	Impedance(Ω) at 100 MHz	R_{DC} (Ω) Max.	Rated Current (mA) Max.	Operating Temp. Range($^{\circ}\text{C}$)
GMLB-160808-0010P-N8	10 \pm 25%	0.01	5000	-55 ~ +125
GMLB-160808-0025P-N8	25 \pm 25%	0.03	4000	
GMLB-160808-0030P-N8	30 \pm 25%	0.03	3000	
GMLB-160808-0060P-N8	60 \pm 25%	0.04		
GMLB-160808-0120P-N8	120 \pm 25%	0.05	2500	
GMLB-160808-0150P-N8	150 \pm 25%	0.10	2000	
GMLB-160808-0220P-N8	220 \pm 25%	0.10		
GMLB-160808-0300P-N8	300 \pm 25%	0.10		
GMLB-160808-0470P-N8	470 \pm 25%	0.15	1500	
GMLB-160808-0600P-N8	600 \pm 25%	0.20		

GMLB P-SERIES

Ferrite Chip Beads For High Current Application

201209 (0805)-SIZES

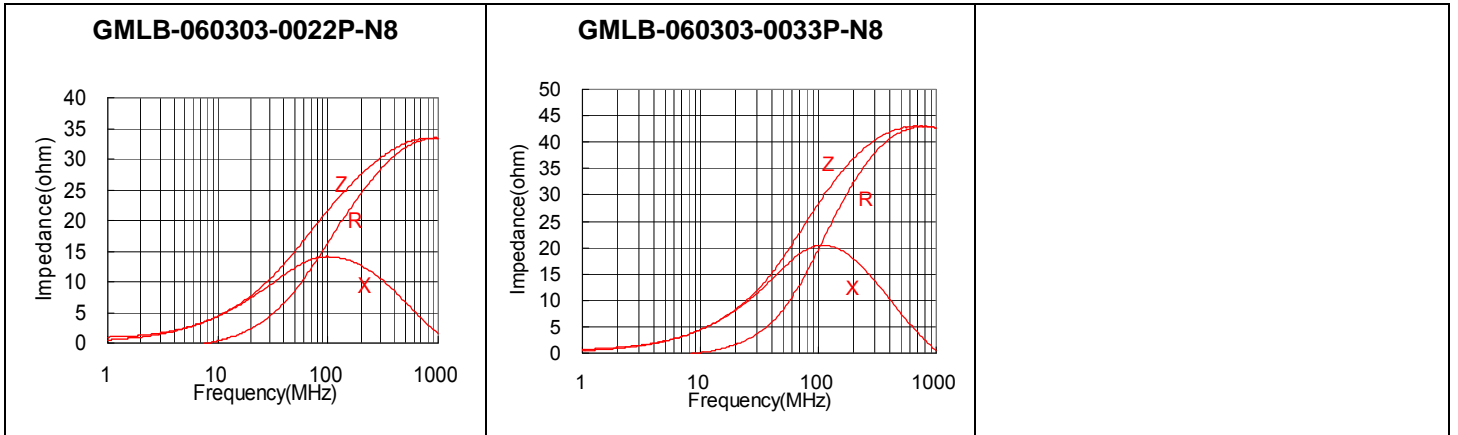
Part No.	Impedance(Ω) at 100 MHz	R _{DC} (Ω) Max.	Rated Current (mA) Max.	Operating Temp. Range($^{\circ}$ C)
GMLB-201209-0010P-N8	10 \pm 25%	0.01	6000	-55 ~ +125
GMLB-201209-0020P-N8	20 \pm 25%	0.01		
GMLB-201209-0030P-N8	30 \pm 25%	0.015	3000	
GMLB-201209-0060P-N8	60 \pm 25%	0.025		
GMLB-201209-0080P-N8	80 \pm 25%	0.04		
GMLB-201209-0120P-N8	120 \pm 25%	0.04		
GMLB-201209-0150P-N8	150 \pm 25%	0.04		
GMLB-201209-0220P-N8	220 \pm 25%	0.04	2000	
GMLB-201209-0300P-N8	300 \pm 25%	0.07		
GMLB-201209-0470P-N8	470 \pm 25%	0.1		
GMLB-201209-0600P-N8	600 \pm 25%	0.1		

GMLB P-SERIES

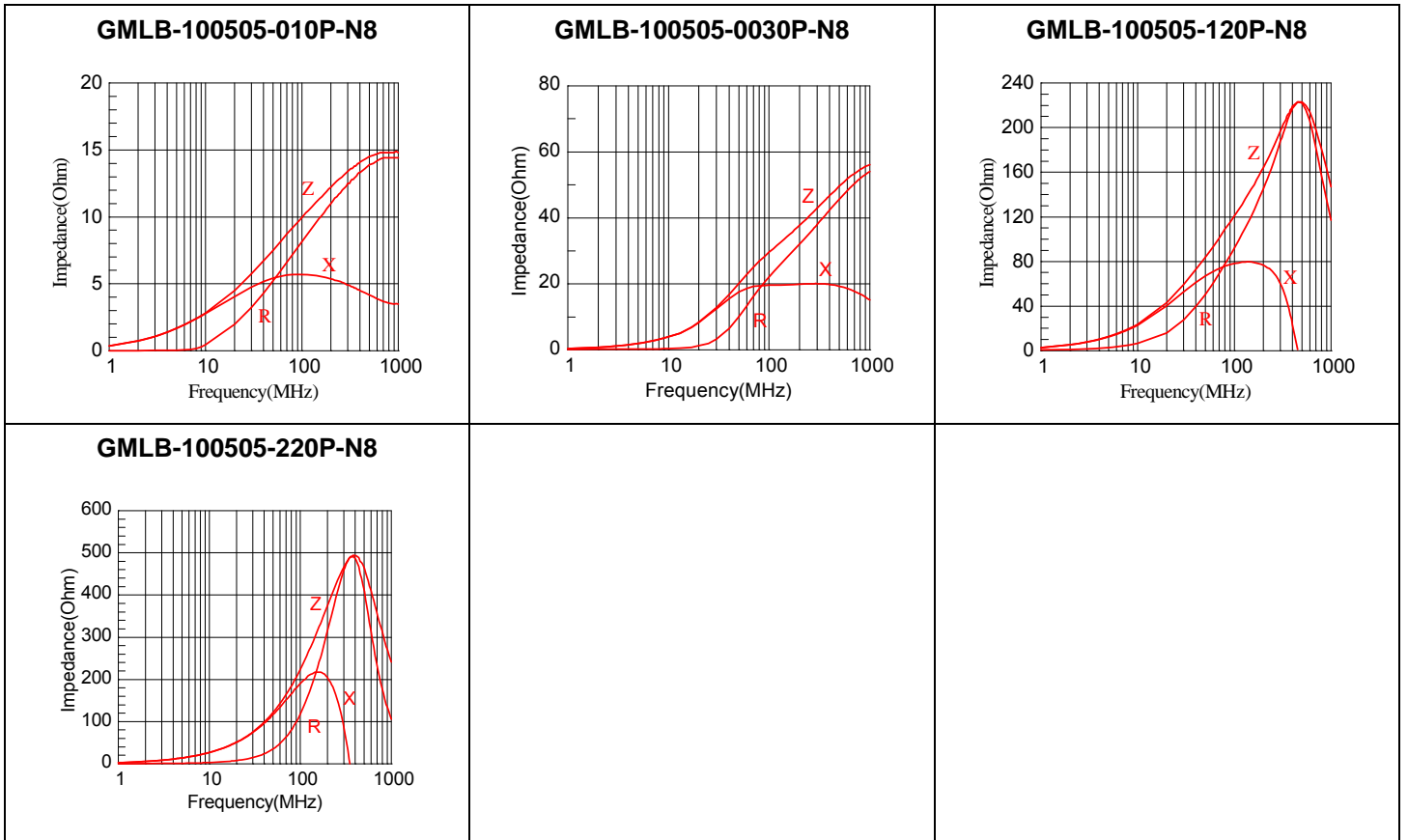
Ferrite Chip Beads For High Current Application

◆ Typical Electrical Characteristic Curves

SIZE : 060303



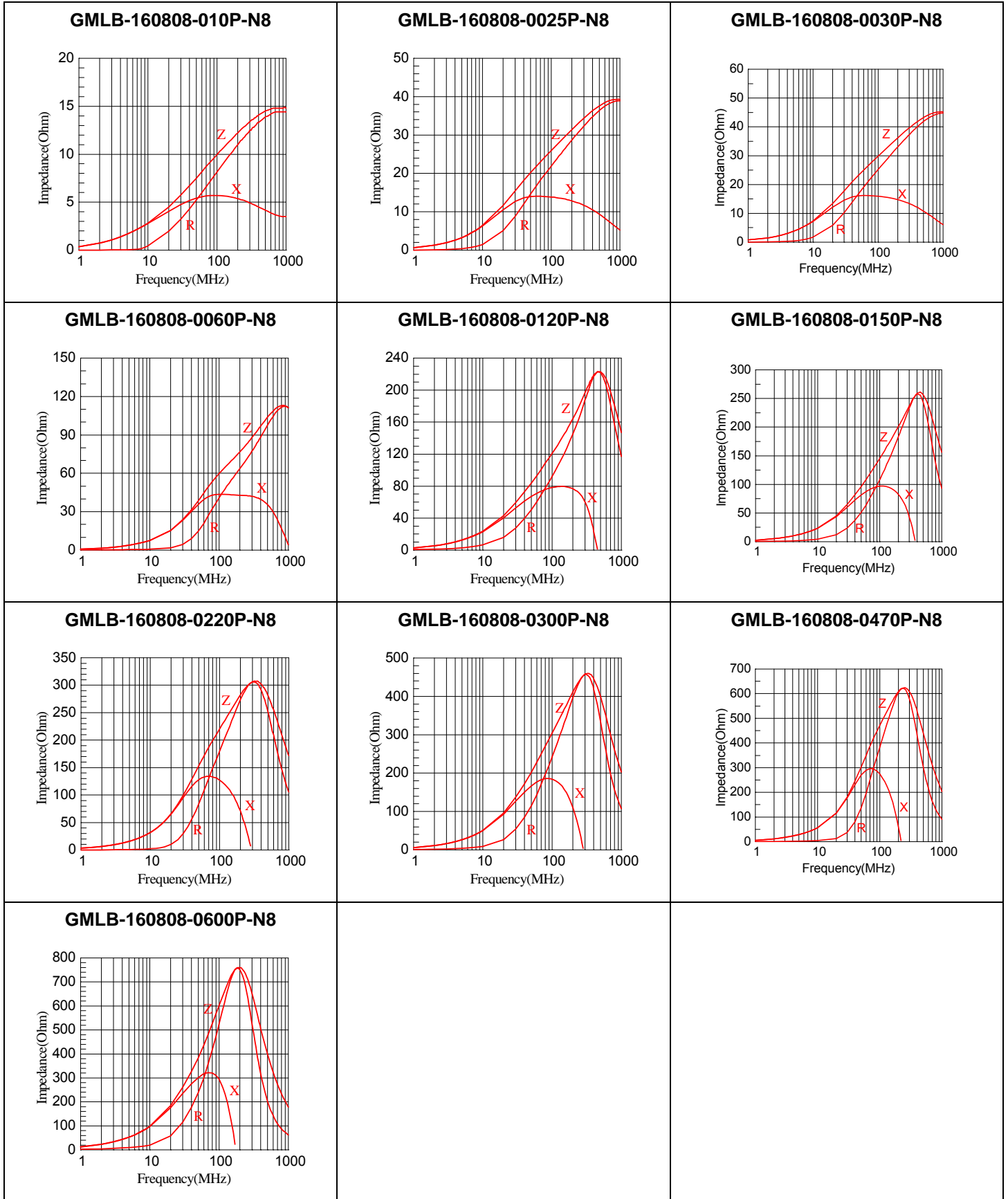
SIZE : 100505



GMLB P-SERIES

Ferrite Chip Beads For High Current Application

SIZE : 160808



GMLB P-SERIES

Ferrite Chip Beads For High Current Application

SIZE : 201209

